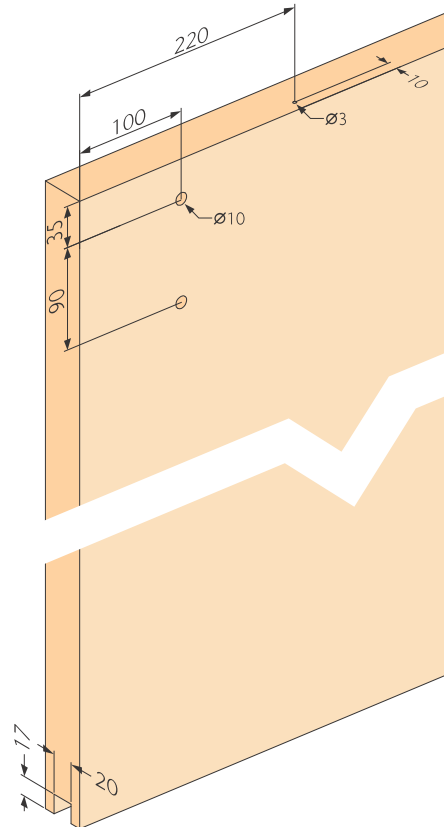
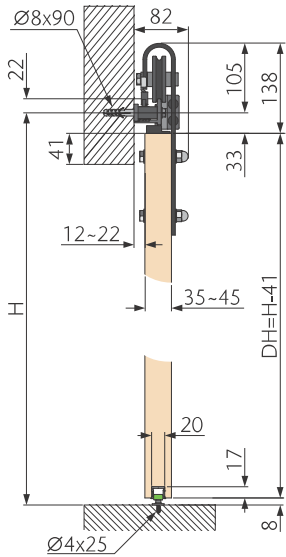
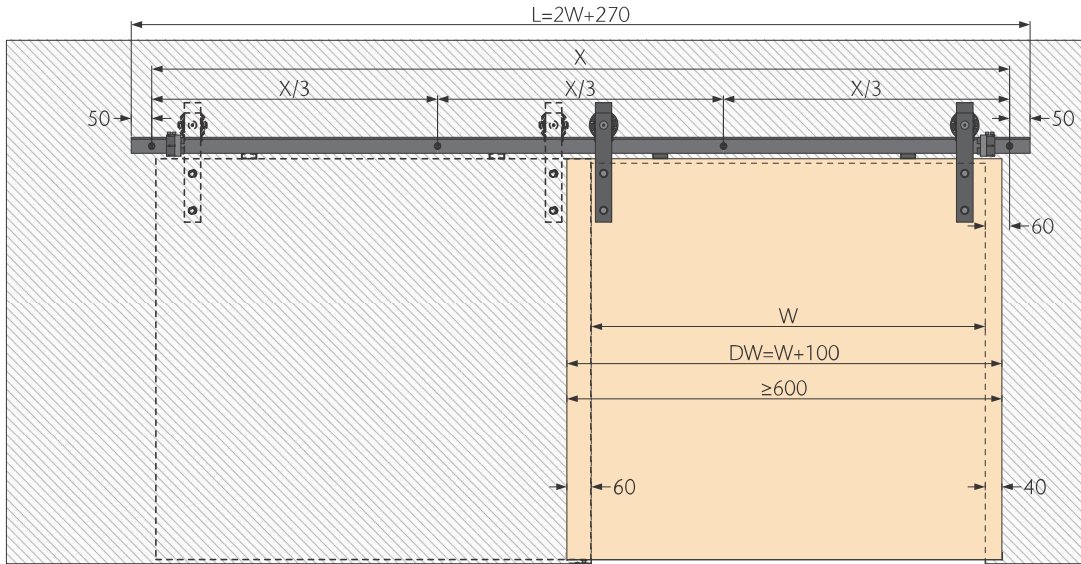


opk Navigator W 3



Technische Zeichnung Technical drawing



opk Navigator W 3



Art.-Nr./No.

		≤40	≥600	03-231-103-400
		≤80		03-231-103-200

Konfiguration für 1 Tür

Configuration for 1 door



Laufwerk <i>Running part</i>		2
Dämpfer <i>Damper</i>		2
Bodenführung 1 Rolle Holz <i>Floor guide 1 roller wood</i>		1
Aushängesicherung <i>Anti-jump stopper</i>		2
Stopper <i>Stopper</i>		1 pair
Endkappe Laufschiene <i>Cover cap running track</i>		1 pair
Endkappe Führungsschiene <i>Cover cap guiding track</i>		2
Zubehörset Nav_3 <i>Accessories nav_3</i>	 x4 x4 x4 x4 x4 x4 x4 x1 x1 x1 x8 x2 x2	1

Schienen, Zubehör

Tracks, Accessories

Produktbeschreibung <i>Description</i>	Material <i>Material</i>	Farbe <i>Finish</i>	Länge <i>Length (mm)</i>	Art.-Nr./No.
Laufschiene <i>Running track</i>	Aluminium eloxiert <i>Anodized aluminium</i>	Schwarz <i>Black</i>	2000	03-206-280-020
			2500	03-206-280-025
Führungsschiene Holz <i>Guiding track wood</i>	Aluminium <i>Aluminium</i>	Roh <i>Raw</i>	1250	03-017-100-012
			2500	03-017-100-025